

Active Citizenship in a Learning Context

Bryony Hoskins

Formerly: European Commission

Centre for Research on Life Learning
(CRELL)

Now: Institute of Education, University of
London.

LLAKES centre



- **Monitoring levels of Active Citizenship in Europe**
- **Monitoring levels of youth knowledge, skills and attitudes for Active Citizenship**

Began in 2005 – 2008

Cooperation with the Council of Europe

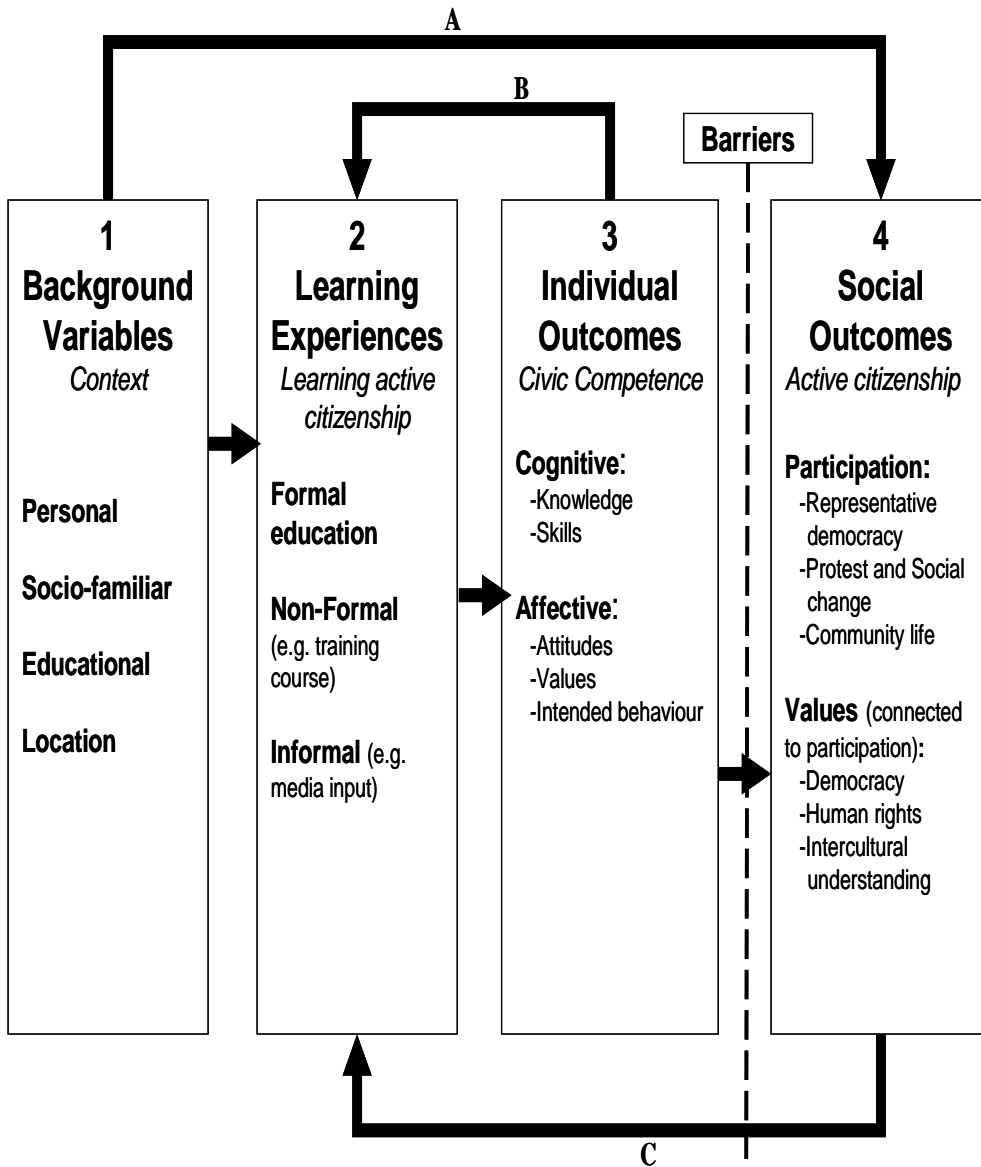
Supported by a interdisciplinary research network

Active Citizenship - Policy Questions



- **Lisbon Strategy Education and Training**
- **Need for indicators on active citizenship 2005 Council conclusions**
- **Coherent framework indicators and benchmarks 2007 Council**
- **Indicators on Active Citizenship in 2007 & 2008 EC progress report on Lisbon**





Adult Active Citizenship

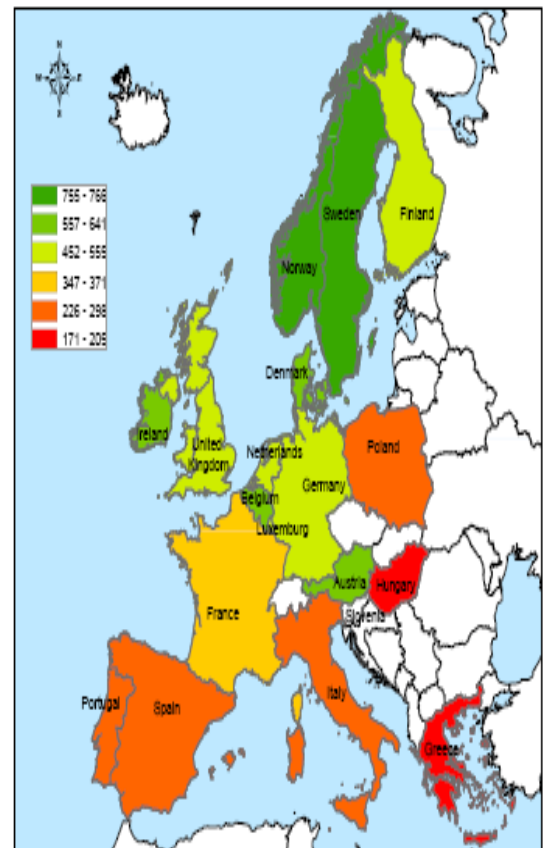
Active citizenship:
*Participation in civil society,
community and/or political life,
characterised by mutual respect
and non-violence and in
accordance with human rights and
democracy.*

- **Political life =
Representative democracy**
- **Civil society =
Accountability & Protest**
- **Community life =
Community support**
- **Democratic values =
Democracy, HR, Intercultural
understanding**

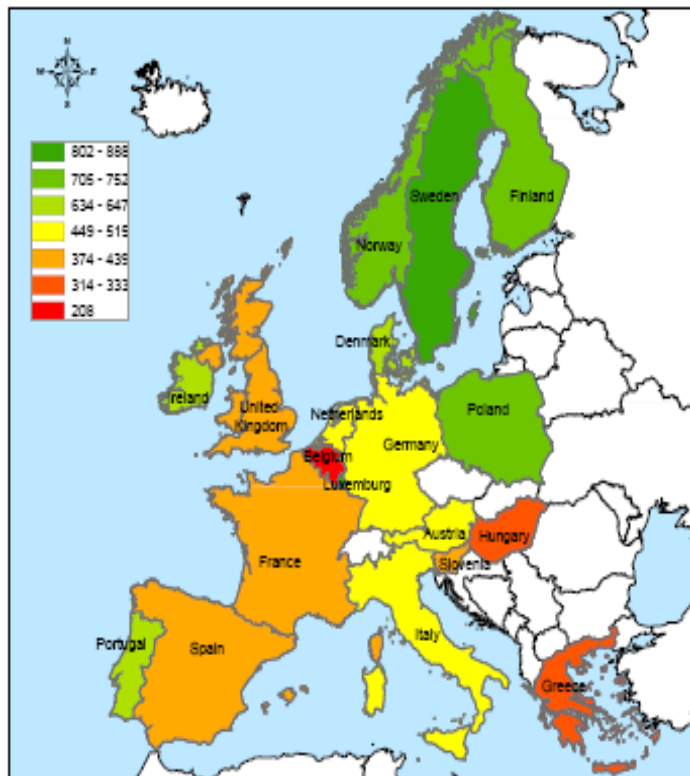
- **European Social Survey**
- **2002**
- **Age 15 upwards (sample 2000)**
- **63 indicators**

Active Citizenship Composite Indicator

Rank	Points	Country
1	766	Norway
2	755	Sweden
3	641	Denmark
4	632	Austria
5	559	Ireland
6	557	Belgium
7	555	Netherlands
8	543	Luxemburg
9	533	Germany
10	483	United Kingdom
11	452	Finland
12	371	France
13	347	Slovenia
14	298	Spain
15	266	Portugal
16	260	Italy
17	226	Poland
18	205	Greece
19	171	Hungary



Rank	Points	Country
1	888	Sweden
2	802	Luxemburg
3	752	Norway
4	744	Finland
5	705	Poland
6	647	Portugal
7	641	Ireland
8	634	Denmark
9	515	Austria
10	506	Germany
11	500	Netherlands
12	449	Italy
13	439	Spain
14	439	United Kingdom
15	375	Slovenia
16	374	France
17	333	Greece
18	314	Hungary
19	208	Belgium



Nordic countries consistently out perform the rest of Europe on all 4 dimensions civil society, community and political life and values.

Western European countries are found next and mid-table.

High performances by **Austria** political life, **Luxembourg** values, **Netherlands** and **UK** community participation & **Belgium** Civil Society.

Southern European countries, younger nation states and/or have experienced recent breaks in democracy are in lower end of the index.

Eastern European countries youngest democracies and a specific history which is probably one of the factors for the lowest results.

Youth Civic Competence

Knowledge: Democracy, justice, equality, citizenship, civil rights, socio-political events of the day, history, Europe main objectives, values and diversity

Skills: Engage effectively with others, problem solving in the community, decision-making, critical and creative reflection

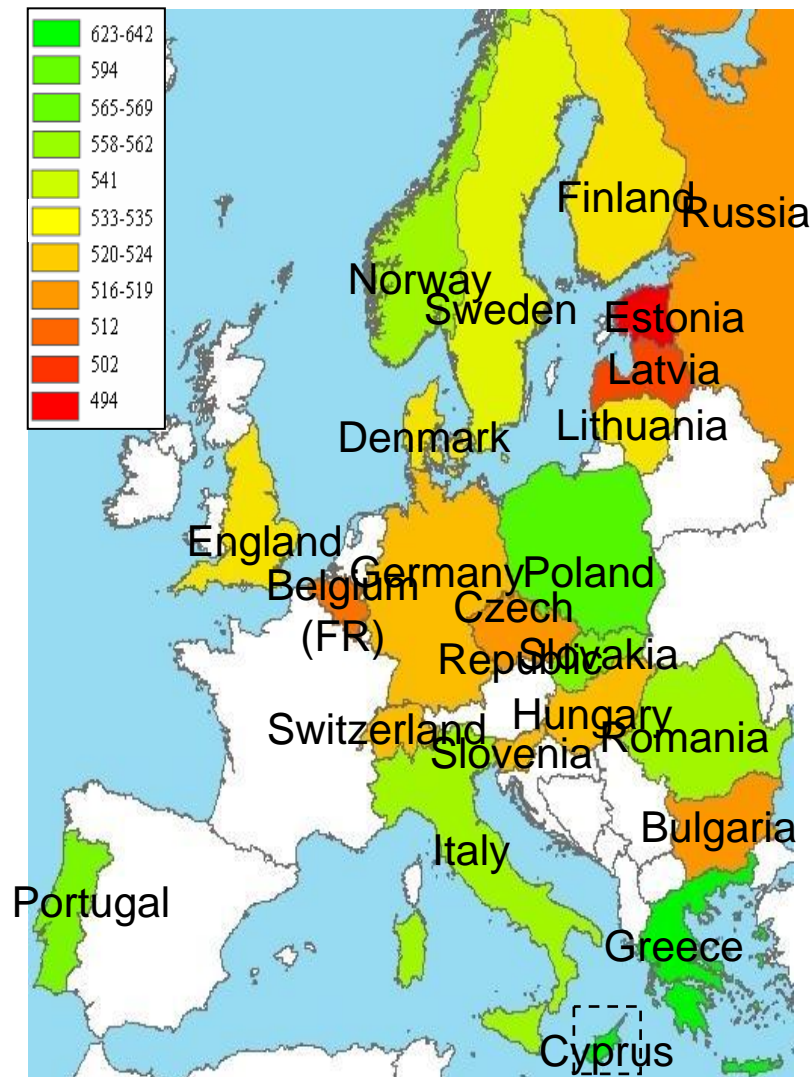
Attitudes & Values: Respect for human rights, equality & democracy, Sense of belonging local, country, Europe, World, Willingness to participate in decision-making Respect values for community cohesion

- **Citizenship Values = A good citizen participates in civil society & political life**
- **Participatory attitudes = I'm going to engage in civil society & political life**
- **Social Justice Values = Gender equality & equality for minorities**
- **Cognition about democratic institutions = knowledge & skills**

- **Civic Education Study IEA
CIVED**
- **1999**
- **14 years old (sample 3000)**
- **84 indicators**
- **Next data 2009 with New
European citizenship module**

Civic Competence

Country	Average	SD
CYP	642	102
GRC	623	112
POL	594	107
SVK	569	93
PRT	565	98
NOR	562	110
ITA	560	103
ROM	558	98
SWE	541	110
DNK	535	106
FIN	533	100
ENG	533	106
LTU	533	92
SVN	524	94
HUN	523	87
DEU	521	98
CHE	520	94
BGR	519	109
CZE	516	95
BFR	512	107
LVA	502	87
EST	494	86



Overall mixed picture

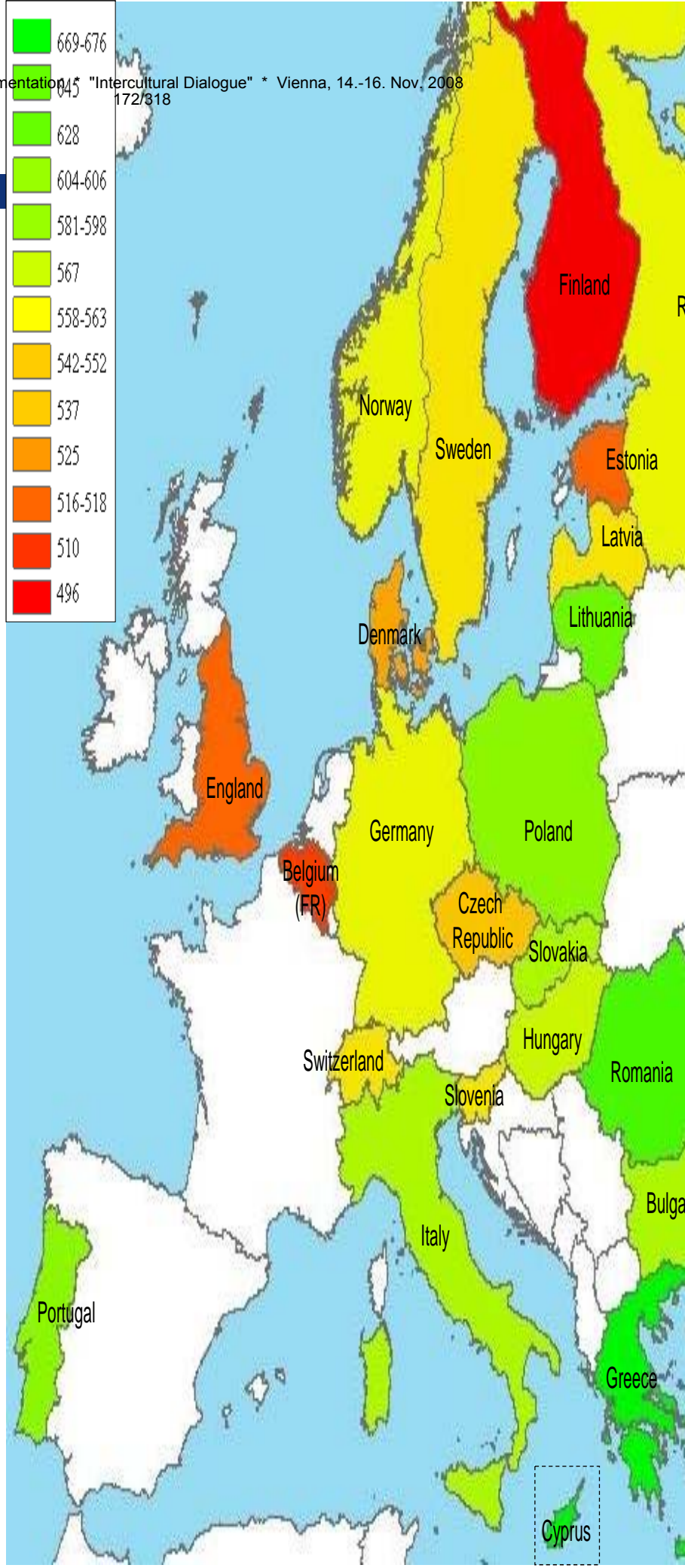
Not typical score board results

**The highest scores: Southern
Europe
Greece & Cyprus**

Citizenship values

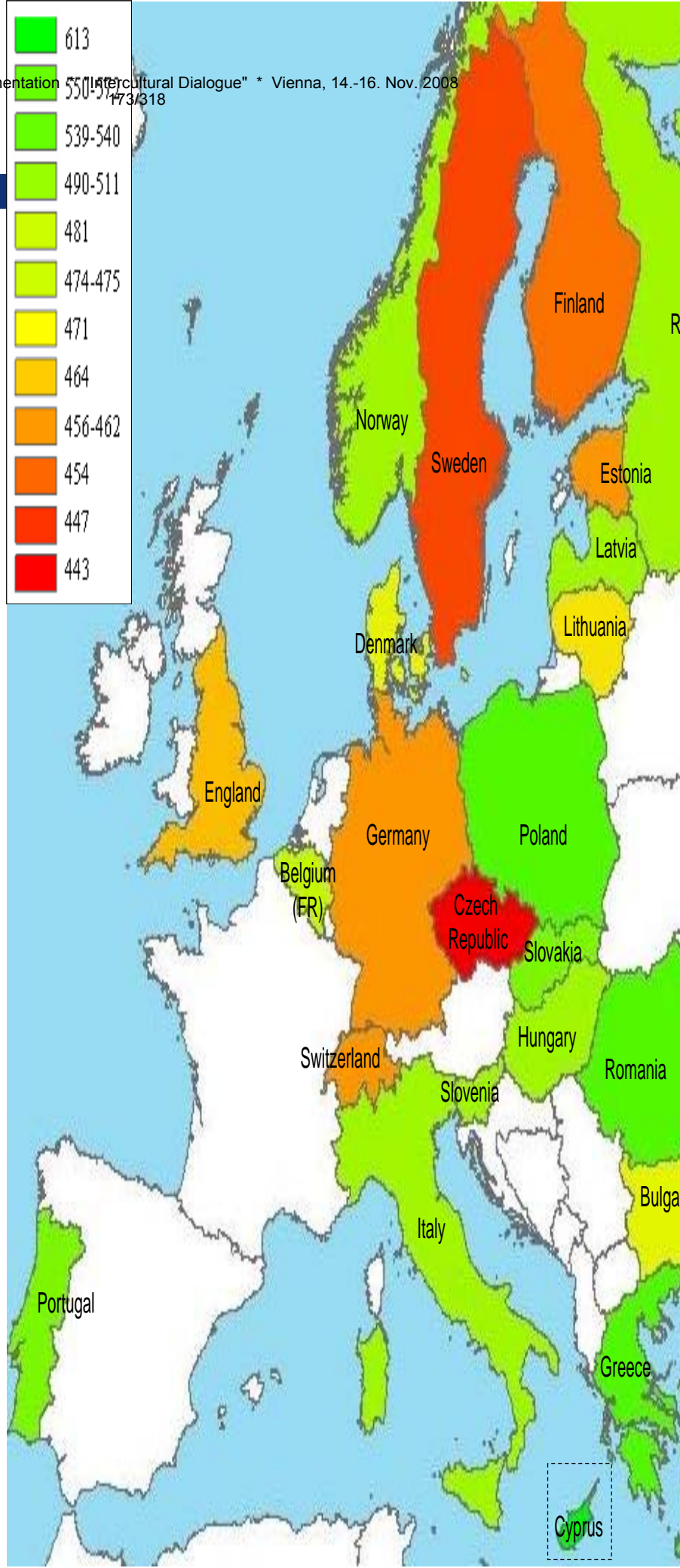
Country Average SD

GRC	676	134
CYP	669	129
ROM	645	137
LTU	628	139
POL	606	119
PRT	604	110
SVK	598	118
ITA	590	119
BGR	581	149
HUN	567	117
NOR	563	117
DEU	558	110
LVA	552	106
CHE	547	111
SWE	546	126
SVN	542	133
CZE	537	115
DNK	525	106
ENG	518	107
EST	516	104
BFR	510	114
FIN	496	105



Participatory attitudes

Country	Average	SD
CYP	613	130
GRC	572	129
ROM	558	133
POL	550	143
PRT	540	126
SVK	539	126
ITA	511	133
LVA	503	141
SVN	495	128
HUN	493	126
NOR	490	149
BFR	481	142
BGR	475	145
DNK	474	144
LTU	471	137
ENG	464	154
DEU	462	140
CHE	456	140
EST	456	135
FIN	454	136
SWE	447	152
CZE	443	130



South and East Europe high performers

Citizenship values:

- Southern Europe top: Greece and Cyprus
- Romania and Lithuania high
- North and West Europe low
- Low performers: Denmark, England, Belgium-Fr and Finland

Participatory attitudes:

- South & East High: Cyprus, Portugal, Romania & Poland
- North & West mostly Low:
Denmark, Sweden, Finland, Germany, England & Switzerland

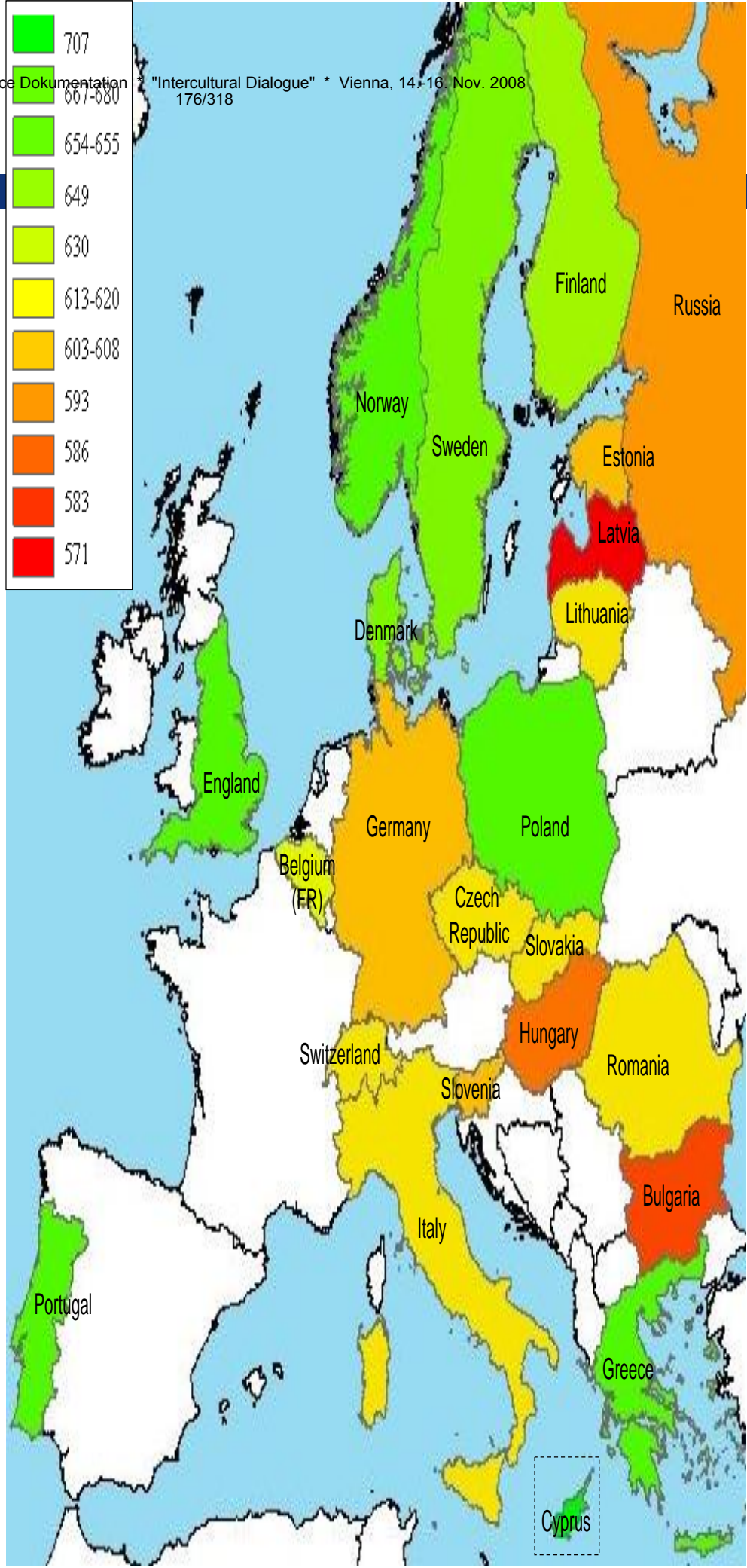
Recent & less stable democracies
young people value citizenship and
the importance of participation more

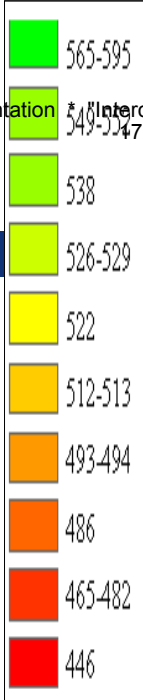
Older & more stable democracies
with greater levels of adult
participation
young people apathetic

Social Justice (V/A)

Country Average SD

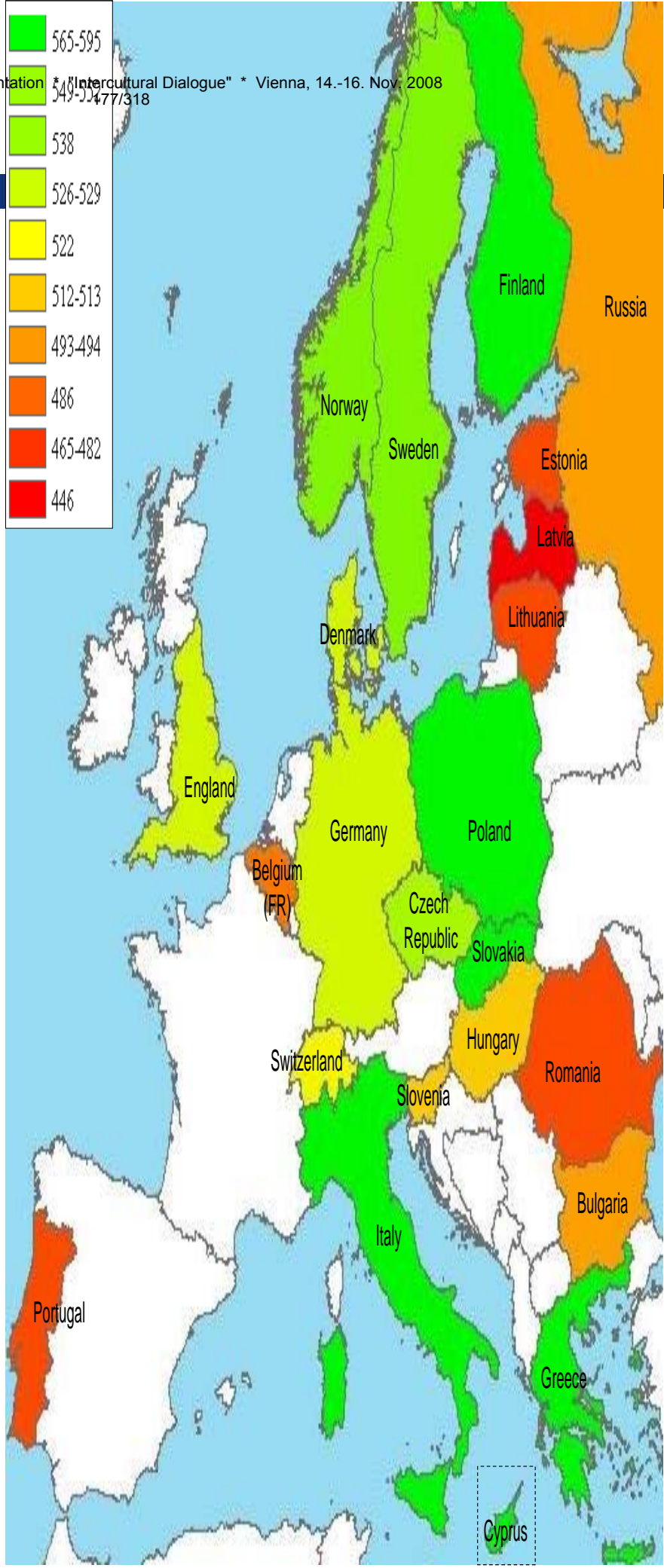
CYP	707	144
PRT	680	140
NOR	678	153
ENG	671	157
POL	668	154
GRC	667	149
SWE	655	148
DNK	654	150
FIN	649	141
BFR	630	162
LTU	620	128
CZE	617	126
CHE	616	142
ITA	616	132
SVK	616	122
ROM	613	135
EST	608	117
SVN	604	132
DEU	603	140
HUN	586	119
BGR	583	154
LVA	571	116





Cognitions

Country	Average	SD
CYP	595	102
GRC	593	112
FIN	587	100
POL	583	107
SVK	571	93
ITA	565	103
SWE	552	110
NOR	549	110
CZE	538	95
ENG	529	106
DNK	528	106
DEU	526	98
CHE	522	94
SVN	513	94
HUN	512	87
BGR	493	109
BFR	486	107
PRT	482	98
EST	469	86
ROM	468	98
LTU	465	92
LVA	446	87



East Europe performs less well

Social justice

- North, South & West Europe perform well: Cyprus, Portugal, Norway & England
- Former Communist countries low: Russian Federation, Hungary, Bulgaria and Latvia
- Outlier Poland

Cognition about democratic institutions

- North, South and West Europe top half
- East Europe bottom half
- Baltic states lowest
- Outlier Portugal low
- Outlier Slovakia and Poland high

Affects of Communism

- Young people no longer interested in equality
- A lack of citizenship education back in 1999

Length of time and stable democracy are key factors in results

**Southern Europe (Cyprus, Greece)
Why is youth competence not turning into adult action?**

**North & West Europe
How do we address youth apathy?**

**East Europe
How to increase awareness of equality?
How to increase knowledge and skills on citizenship?
How to increase adult participation?
Adult learning??**

Thank you

<http://active-citizenship.jrc.it/>

Bryony.Hoskins@ioe.ac.uk